



# RV-series


Faster, more accurate, smarter weighing  
performance in the toughest environments







# The Ishida **RV**-Series – the latest evolution of the worlds most advanced multihead weigher



The RV range builds on the proven 'best in class' performance of the previous generation of Ishida multihead weighers, using the very latest technology.

Multihead weighing is well-known to speed up the packing process, cut labour costs and reduce product giveaway. Choosing the latest models from the world's best-resourced, leading brand of multihead weigher is the surest route to maximising these benefits - and gaining a new level of competitive advantage.

- **Increased speed and accuracy delivering higher yields (reduced giveaway)**

Upgraded software, improved digital filtering, refined anti-floor vibration, faster processing speeds and more precise feeder control all result in market leading performance, increasing your yield of packed product.

- **Robust design shrugs off harsh environments, maximising uptime**

Main body, components and seals have been redesigned for exceptional resistance to wear and to water ingress. IP67 waterproof specification and improved accessibility work together to reduce cleaning time, maximising weigher availability.


- **Simpler, smarter control and interaction via an interface perfect for hand-held devices (including tablets)**

Optimal control and monitoring performance are provided by enhanced graphics, optional USB camera, rapid auto set-up, master presets for regular reloads, and wireless access for remote control and monitoring.

In addition, the new Ishida weighers have the strongest green credentials, with power management options and environmentally friendly materials throughout:

- Reduction in power consumption of up to 20% compared to recent models, with a choice for most models of three modes enabling up to 50% additional power saving
- Compliance with the strictest industry standards (FDA, RoHS, IP67 (waterproof machines))

These benefits and the new machine features behind them are described in the pages that follow.




# RV-series:

The technology behind the benefits


Increased speed and accuracy delivering higher yields (reduced giveaway)

**A number of factors combine to make the RV weigher exceptionally fast. Together, they also enhance its accuracy, further helping to reduce giveaway and improve yields of packed product.**



## More efficient hopper control

In the design of the RV, our extensive applications experience has been used to produce optimum, controllable “door” acceleration and deceleration profiles, resulting in the most effective hopper opening times, that can also help shake product free.



## More responsive electronics

The high performance, advanced touch panel user interface responds three times faster than the RV's predecessor, the industry-leading Ishida R series weigher. This is complemented by a proven, “application specific”, hardware based “high speed combination calculation algorithm” that delivers combinations five times faster than alternative approaches.

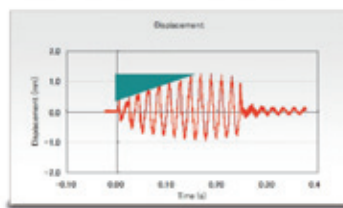
## Faster filtering

Filtering of the weigh signal from the load cell speeds up stabilisation. Because of the reduced settling time, more heads are available for inclusion in the combination calculation. This increases the range of weight options, improving accuracy.

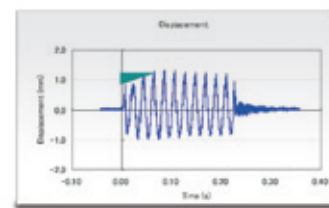
## More effective feeder vibration

Precise feeder drive control optimises product distribution, enabling rapid weigh-head stabilisation resulting in a faster more accurate weigher operation.

This provides better and more consistent control of pool hopper filling, helping ensure the amounts available to the weigh hoppers are within a suitably low “tolerance” range.



Conventional Control



Ishida RV Control

# RV-series



# Robust design shrugs off harsh environments, maximising uptime

**Bacteria and debris have no place to hide in the designed-for-cleanability structure of the RV Series. All-stainless steel construction, combined with the advances outlined below, enables cleaning downtime to be kept to a minimum, helping to improve efficiency by increasing the availability of the weigher.**



## Tougher in the wet

With this generation, Ishida multihead weighers become more water-resistant than ever before. The IP67 rating enables hose-down of all parts, including the drive units. Newly designed fluorine diaphragms and the use of EPDM (ethylene propylene diene monomer) rubber gaskets combine with new machine component fixing patterns to achieve this.



## Quicker to wash, quicker to dry

The RV is designed with a rapid cleaning regime in mind. Both the main body and feeder covers are self-draining with surface slopes of 9° and 6° respectively.

Whatever your cleaning routine, these improvements will result in additional machine uptime and faster turnaround.



# RV-series:

The technology behind the benefits

Simpler, smarter control and interaction via an interface perfect for hand-held devices

**Through the optional remote access feature, RV multihead weighers help you keep pace with a world of ever-shrinking response times and 'on-the-move' access to vital information. Operators will experience a faster, stabler touchscreen interface with fresh new graphics and an excellent view of the top of the weigher via an optional new wide-angle camera. A 'second' RCU is available as an alternative means of control from more than one location. Security can include fingerprint access verification.**



## Faster, automatic set up for new products (Auto Setting feature)

The RV machine automatically optimises weigh signal filtration, feeder vibration level and timing based on only five pieces of basic information entered by the operator. These are: product type, bulk density, target weight, upper & lower limits and desired speed.



## Remote control offers greater flexibility

The ability to control the weigher from practically any desktop, portable or hand-held device (including laptops, net books and tablets) allows greater freedom for operator or engineer, who are no longer limited to a fixed location.



## Improved information flow and remote control

Secure, firewalled systems can be set up to make packing line information available anywhere in the world, enabling remote control, problem-solving, efficiency checks and maintenance. Additional, remote support from Ishida experts for more complex diagnostics can reduce specialist training requirements for operators, allowing them to focus more on in-house productivity and efficiency measures.

# RV-series

## Reduction in power consumption of up to 20% compared to conventional models

**The RV-Series offers reductions of up to 20% in power consumption by comparison with recent models. Shorter vibratory pulses and more efficient hopper drive cycles play a significant role.**



Three power consumption modes are present in most models: full power, half power and eco (50% saving by comparison with full power). The lowest level is automatically selected whenever speed is not a priority.

## Compliance with the strictest industry standards FDA, RoHS, IP67 (waterproof machines)

**All materials, including those used to increase design robustness under harsh cleaning routines, are FDA-approved.**



To fully meet the EU's Restriction of Hazardous Substances Directive (RoHS) non-hazardous materials have been used for all circuit boards, parts, materials and finishes.


## Working with you every step of the way

Our extensive R&D investment is directed at meeting the challenges of the fast-changing food industry around the globe.

We aim to support our partners fully, from the very start of the buying process, and you will find many equipment brochures, visual animations and case studies available on our website. When you are ready to make contact, a well-resourced network of Ishida companies, distributors and agents, extending across Europe, the Middle East and Africa, can provide advice and organise demonstrations and trials.

Installation is rapid and efficient. For integrated packing lines, we use proven project management techniques and methodologies, tuned to your key objectives and specifications.

A dedicated pan-European service engineering team helps to maximise the performance, functionality and reliability of our installed base. In addition, spares facilities are strategically placed throughout the territory, offering 24-hour delivery in most cases.



helpline • spares • service • training



**Ishida Europe Limited**  
 11 Kettles Wood Drive  
 Woodgate Business Park  
 Birmingham  
 B32 3DB  
 United Kingdom  
 Tel: +44 (0)121 607 7700  
 Fax: +44 (0)121 607 7666  
[info@ishidaeurope.com](mailto:info@ishidaeurope.com)

**Ishida Czech Republic**  
 Tel: +420 317 844 059  
 Fax: +420 317 844 052  
[info@ishidaeurope.cz](mailto:info@ishidaeurope.cz)

**Ishida Romania**  
 Tel: +40 (0)21 589 73 52  
 Fax: +40 (0)21 310 34 22  
[info@ishidaeurope.ro](mailto:info@ishidaeurope.ro)

**Ishida France**  
 Tel: +33 (0)1 48 63 83 83  
 Fax: +33 (0)1 48 63 24 29  
[info@ishidaeurope.fr](mailto:info@ishidaeurope.fr)

**Ishida Russia and CIS**  
 Tel: +7 499 272 05 36  
 Fax: +7 499 272 05 37  
[info@ishidaeurope.ru](mailto:info@ishidaeurope.ru)

**Ishida Germany**  
 Tel: +49 (0)791 945 160  
 Fax: +49 (0)791 945 1699  
[info@ishida.de](mailto:info@ishida.de)

**Ishida South Africa**  
 Tel: +27 (0)11 976 2010  
 Fax: +27 (0)11 976 2012  
[info@ishida.co.za](mailto:info@ishida.co.za)

**Ishida Middle East**  
 Tel: +971 (0)4 299 1933  
 Fax: +971 (0)4 299 1955  
[ishida@ishida.ae](mailto:ishida@ishida.ae)

**Ishida Switzerland**  
 Tel: +41 (0)41 799 7999  
 Fax: +41 (0)41 790 3927  
[info@ishida.ch](mailto:info@ishida.ch)

**Ishida Netherlands**  
 Tel: +31 (0)499 39 3675  
 Fax: +31 (0)499 39 1887  
[info@ishida.nl](mailto:info@ishida.nl)